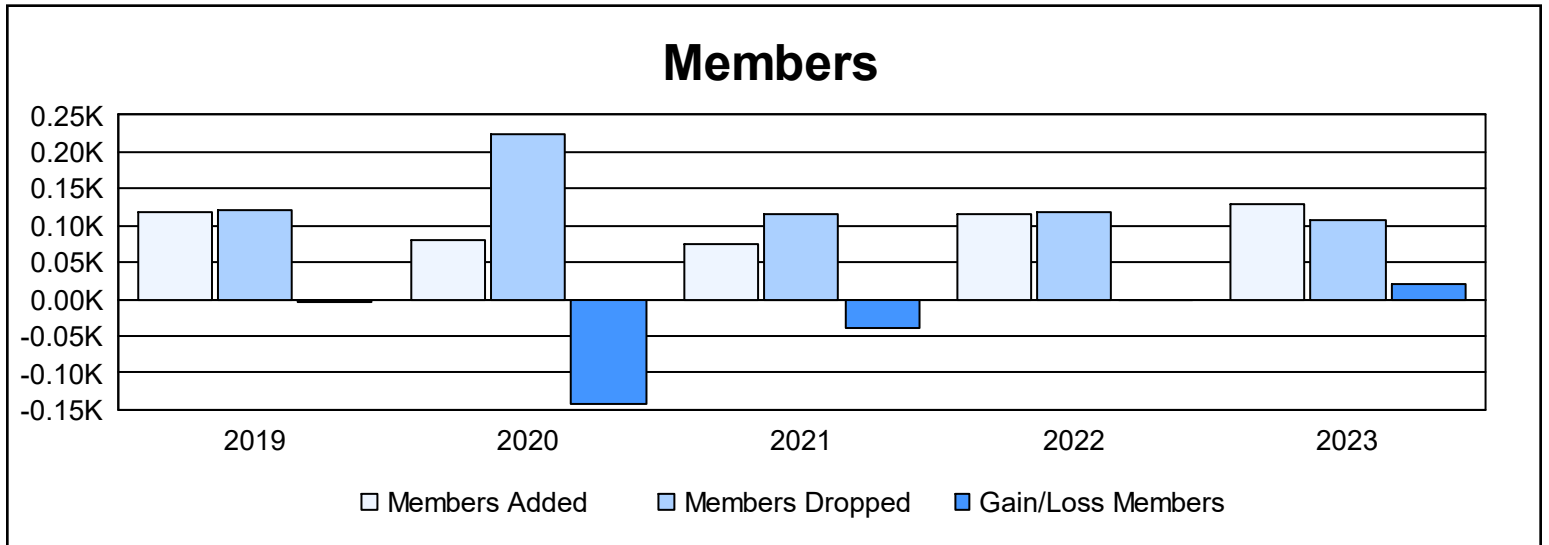
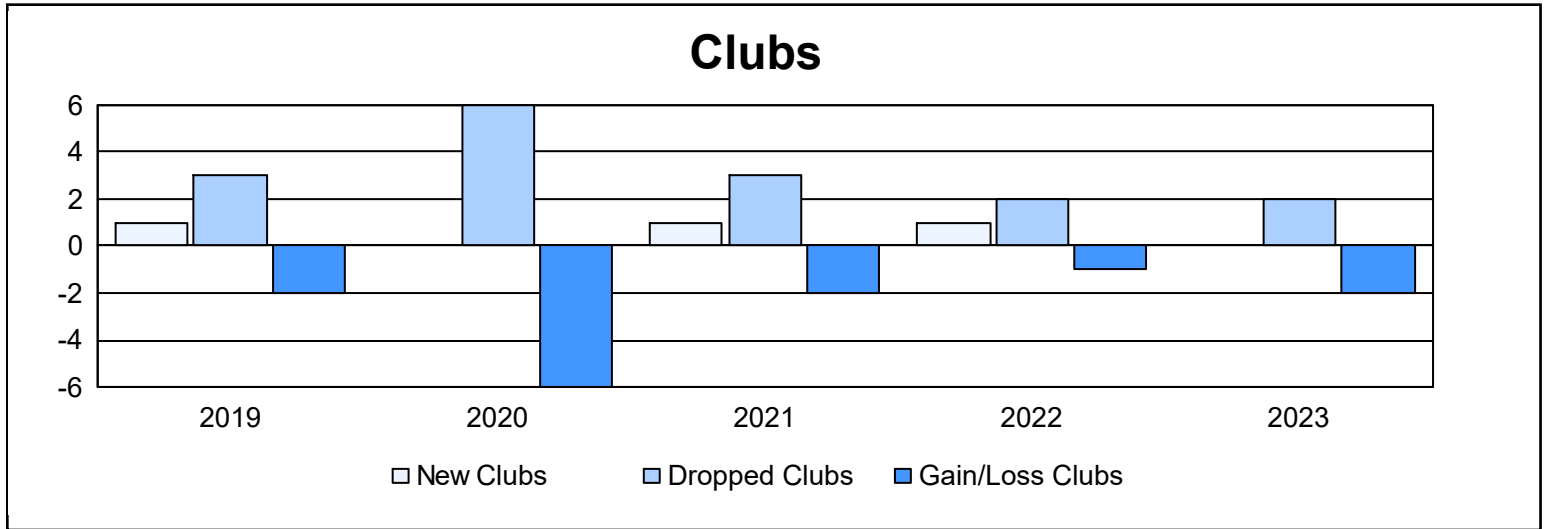
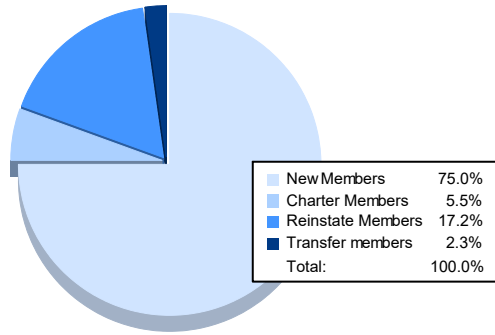


Year	New Clubs	Dropped Clubs	Gain/ Loss Clubs	New Members	Charter Members	Reinstate Members	Transfer Members	Total Member Added	Total Members Dropped	Gain/ Loss Members
2018-2019	1	3	-2	84	28	1	4	117	121	-4
2019-2020	0	6	-6	43	5	29	4	81	223	-142
2020-2021	1	3	-2	33	21	15	6	75	115	-40
2021-2022	1	2	-1	82	26	1	7	116	117	-1
2022-2023	0	2	-2	96	7	22	3	128	108	20
<b>Average</b>	<b>1</b>	<b>3</b>	<b>-3</b>	<b>68</b>	<b>17</b>	<b>14</b>	<b>5</b>	<b>103</b>	<b>137</b>	<b>-33</b>



### Membership Composition June 2023 Cumulative



### Gender Composition June 2023 Cumulative

